















## Use the following guidelines when grading to BS 4978 and EN14081

Defects		GS	SS
Moisture content		20%	20%
Rate of Growth		10 mm maximum	6 mm maximum
Fissures	Not through thickness (ignore those less than half thickness)	Not greater than 1.5 m or 1/2 length whichever is lesser 	Not greater than 1 m or 1/4 length whichever is lesser 
	Through the thickness	Not greater than 1 m or 1/4 length of the piece whichever is lesser. At ends not greater than 2 x width 	Only permitted at the ends and not greater than the width 
Wane		Not exceeding 1/3	Not exceeding 1/3
Slope of grain		1 : 6 maximum	1 : 10 maximum
Shape		Bow  Not greater than 20 mm over 2 m	Bow  Not greater than 10 mm over 2 m
		Cup  Unlimited	Cup  Unlimited
		Spring  Not greater than 12 mm over 2 m	Spring  Not greater than 8 mm over 2 m
		Twist  Not greater than 2 mm per 25 mm width over 2 m	Twist  Not greater than 1 mm per 25 mm width over 2 m
Knots	Margin condition	1/3 maximum	1/5 maximum
	No margin condition	1/2 maximum	1/3 maximum
Insect and fungal attack		No active infestation or wood wasp holes	